

DATASHEET

S01.01.01.299_MAXWELL-16-15

High Bay Light Lens:


~15° narrow beam .

Designed for stadium, area and canopy lighting.

50 x 50 mm 4x4 arrays for 3030 size LED packages.

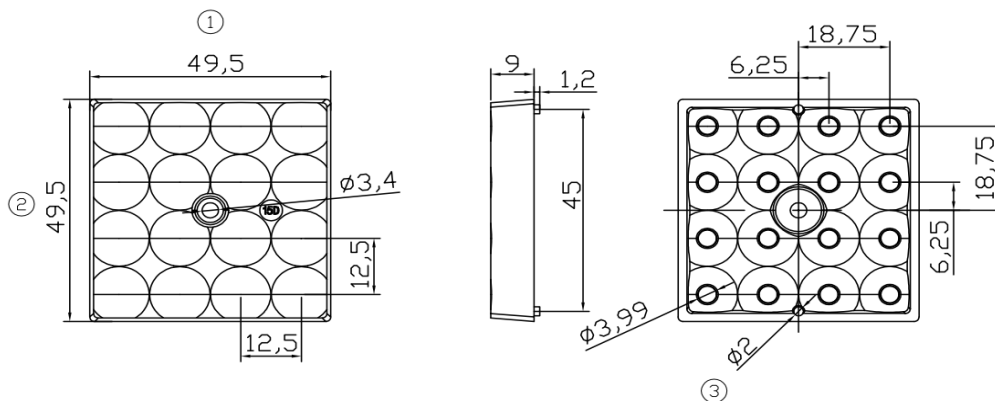
1.General Information

Lens Material	: Optical PC
Size	: 50X50mm
typ.FWHM	: 15°
Design LED	: Samsung LM302z+
Compatibility	: up to 3535 size LED packages
typ.Efficiency	: 93%
Fasten	: Screw
IP class	: N/A
Zhaga	: YES
RoHS	: YES
Color	: Clear



2.MECHANICAL SPECIFICATION

UNIT:mm



Dimensions with unmarked tolerances refer to GBT14486 tolerance table.

3. OPTICAL RESULTS

1) PHOTOMETRIC DATA(MEASURED):

SAMSUNG

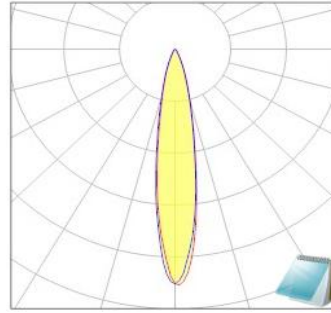
LED model LM302Z+

Light colour White

LEDs/each optic 1

FWTM H41°,V41.5°

FWHM H17.6°,V18°



Required components:

Glass

2) PHOTOMETRIC DATA(MEASURED):

SAMSUNG

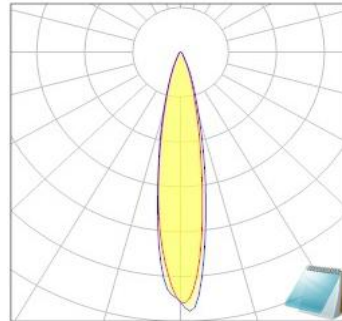
LED model LM302D

Light colour White

LEDs/each optic 1

FWTM H41.4°,V42.6°

FWHM H18.6°,V19.7°



Required components:

Glass

4.Usage and Maintenance

- 1) If necessary, clean lenses with mild soap, water and soft cloth.
- 2) Never use any commercial cleaning solvents on lenses, like alcohol.
- 3) Please handle lens with wearing gloves, skin oils may damage lens or its optical characteristic.

5.Note

Please test the data again before using. The chart data is for reference only.

The appearance and specifications of the product can be changed to improve the quality and/or performance without notice.