

# DATASHEET

S01.01.01.266\_SPORT-4-A05M

## SPORT LIGHT LENS:

Small Asymmetric Medium Beam angle.

50 x 50 mm 2X2 arrays for 5050 size LED packages.

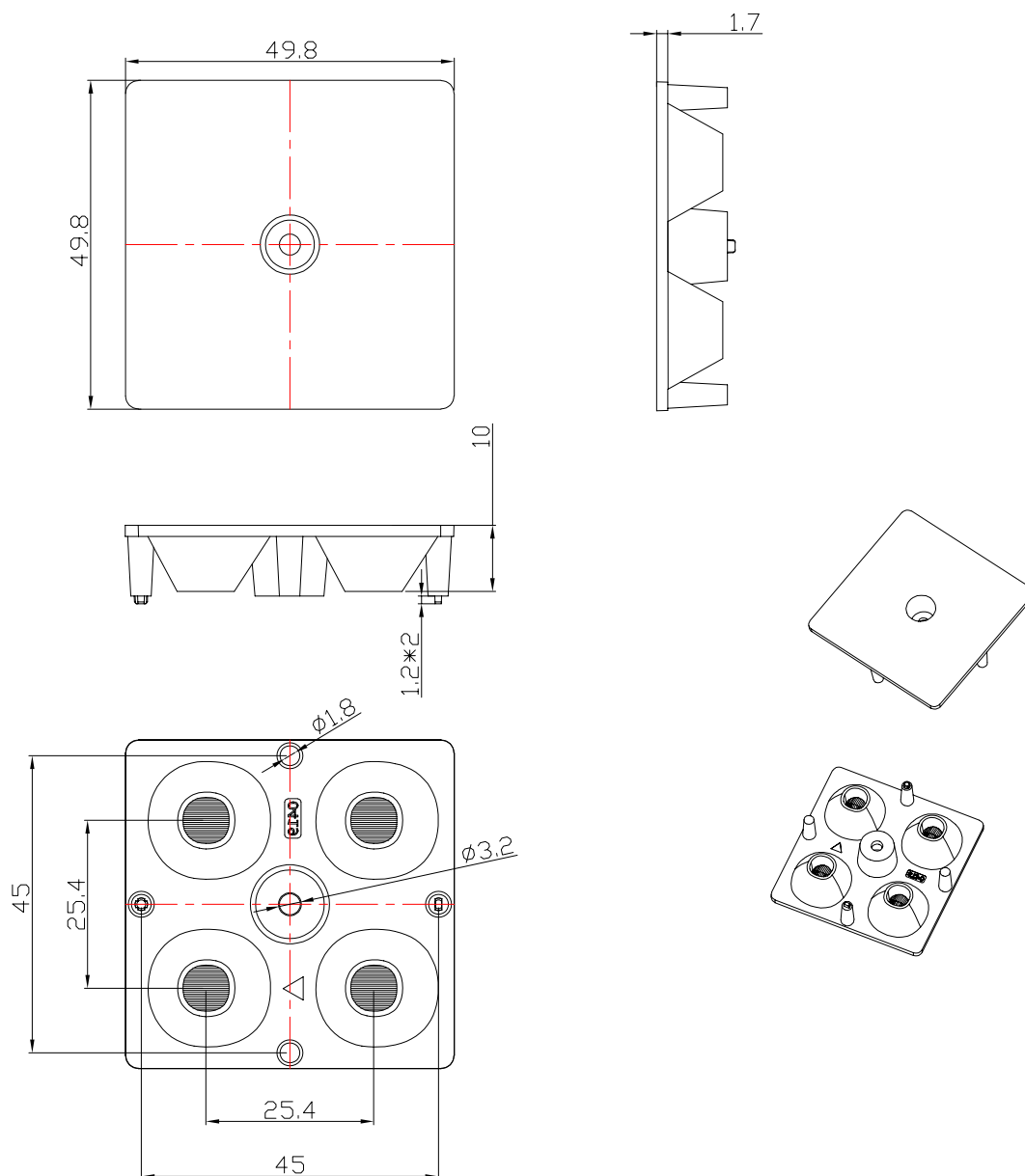
## General Information

Lens Material	: Optical PC
Size	: 50X50mm
typ.FWHM	: Asymmetric
Design LED	: LUXEON 5050 Square LES
Compatibility	: 5050/3535/3030
typ.Efficiency	: 93%
Fasten	: Screw
IP class	: N/A
Zhaga	: YES
RoHS	: YES
Color	: Clear



# 产品图 Product drawing

版本 REV	日期 DATE	变更内容 CHANGE (ITEM)
A0	2022-10-20	新建 NEW



## 技术要求:

1. 图中有序号尺寸需要重点控制;
2. 产品不得有缺胶、气泡、收缩、黑点等异常;
3. 未标注公差尺寸参考GB/T14486公差表

## Technical requirements:

1. The size of the ordered number in the figure needs to be controlled;
2. The product shall not have lack of glue, bubbles, shrinkage, black spots and other abnormalities;
3. Dimensions with unmarked tolerances refer to GB/T14486 tolerance table.

产品名称 Item name	S01.01.01.266 SPORT-4-A05M_5050	产品材质 Product material	PC
图法 View	 第三视角	设计 Designed	Yvan
比例 Scale	1:1	审核 Checked	Hai qiu
单位 Unit	MM	批核 Approved	JG Wu

SUNLUMIN OPTICS CO.,LTD

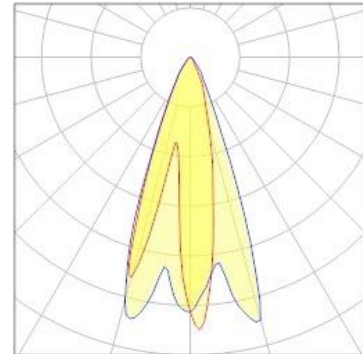
## OPTICAL RESULTS

### 1) PHOTOMETRIC DATA(MEASURED):

**TYF 同一方**

LED model	5050TH S-C5-40-81-Th
Light colour	White
LEDs/each optic	1
FWHM	Asymmetric
Peak intensity	4 cd/lm
Required components:	

**Glass**

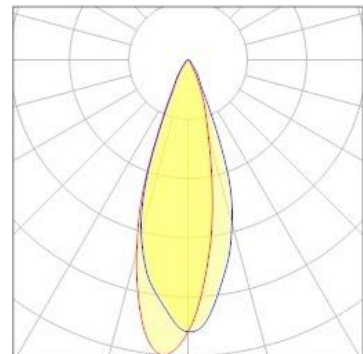


### 2) PHOTOMETRIC DATA(MEASURED):

**LUMILEDS**

LED model	LUXEON 5050 Square LES
Light colour	White
LEDs/each optic	1
FWHM	Asymmetric
Peak intensity	3 cd/lm
Required components:	

**N/A**

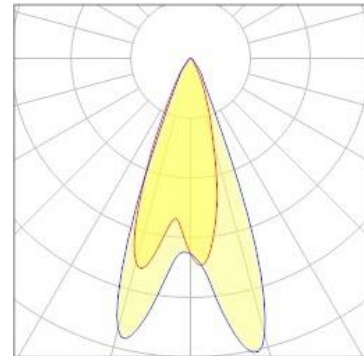


### 3) PHOTOMETRIC DATA(MEASURED):

# SAMSUNG

LED model	LH351B
Light colour	White
LEDs/each optic	1
FWHM	Asymmetric
Peak intensity	3 cd/lm
Required components:	

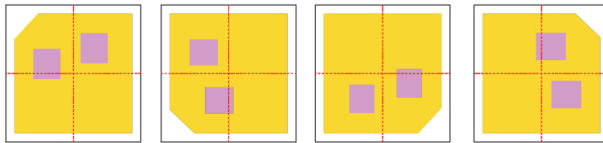
N/A



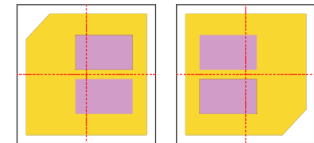

## Usage and Maintenance

1) Due to varying asymmetric chip locations, especially on mid-power LEDs, the exact source of light is not always located at the centre of the LED packet. SunLumin recommends rotating such LEDs on the PCB in a regular pattern for smoother results.

Sample layout proposal:



Example A



Example B

- 2) If necessary, clean lenses with mild soap, water and soft cloth.
- 3) Never use any commercial cleaning solvents on lenses, like alcohol.
- 4) Please handle lens with wearing gloves, skin oils may damage lens or its optical characteristic.

## Disclaimer

When gule pass through holes, columns and other structures, or part of the thin structure, will form a weld line. Please note that flow lines and weld lines on the external surfaces of the lenses are acceptable if the optical performance of the lens is within the specifications.

The typical beam angle will be changed by different color, chip size and chip position tolerance. The typical total beam angle is the full angle measured where the luminous intensity is half of the peak value. The chart data is for reference only. Please test the data again before using

The appearance and specifications of the product can be changed to improve the quality and/or performance without notice.

SunLumin assumes no liability of any kind for the possible deviation from any provided data or any other damage resulting from the usage of the provided data.

Last update: 23-Apr-25