

FAMILY DATASHEET

MAXWELL-10

MAXWELL

50 x 50 mm modular solutions. The most versatile modular product family especially designed for street and area lighting, but also suitable for widerange of other applications

MAXWELL-10

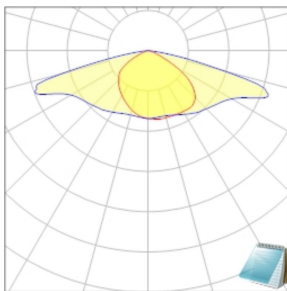
50 x 50 mm 10 lens (2X4+2) arrays optimized for flat 5050 size LED packages. Second generation lens.

- Design LED : FLAT 5050 LED packages
- Compatibility : up to 5050 size LED packages
- Zhaga : N/A
- Material : Optical PC/PMMA(clear)
- Fasten : Screw
- RoHS : Yes



PRODUCTS:

S01.01.01.353
MAXWELL-10-T2M-SC

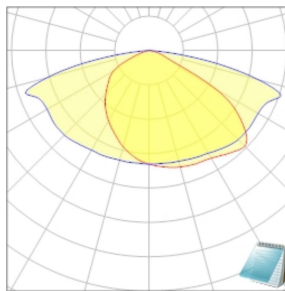


T2M

IESNA Type II-M Cutoff
beam with added house side

• • • • •

S01.01.01.354
MAXWELL-10-T3M-SB

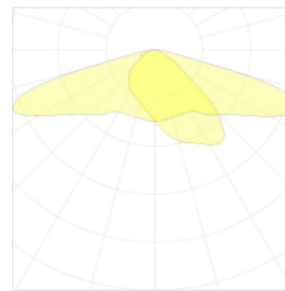


T3M

IESNA Type III-M Cutoff
beam with added house side

• • • • •

S01.01.01.440
MAXWELL-10-T2S-CD

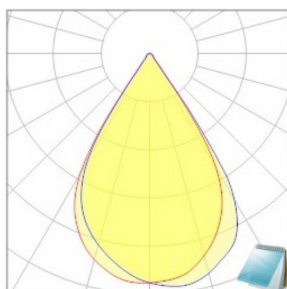


T2S

IESNA Type II-S Cutoff
beam with added house side

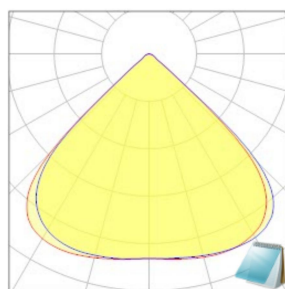
• • • • •

S01.01.01.xxx
MAXWELL-10-60



60°

S01.01.01.431
MAXWELL-10-90

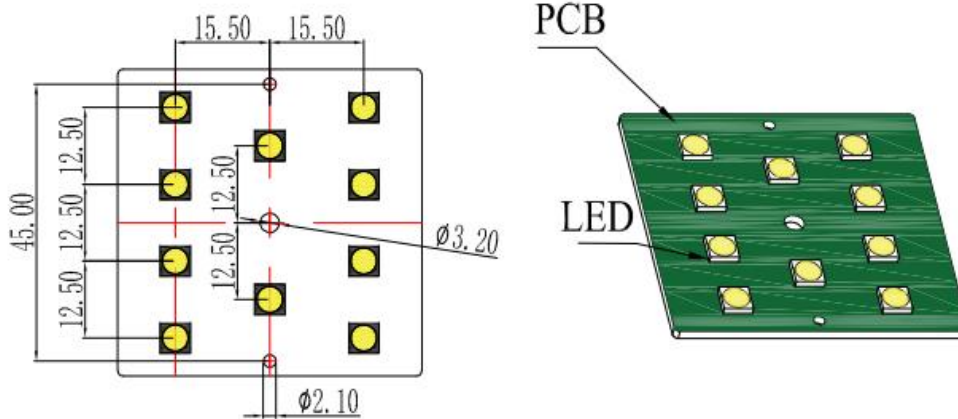


90°

FAMILY DATASHEET

MAXWELL-10

LED layout



*Notes

- 1.All dimensions are in millimeters
- 2.We recommend LED assembly tolerance of ± 0.1 mm.

Usage and Maintenance:

- 1) If necessary, clean lenses with mild soap, water and soft cloth.
- 2) Never use any commercial cleaning solvents on lenses, like alcohol.
- 3) Please handle lens with wearing gloves, skin oils may damage lens or its optical characteristic.

Notes:

Please test the data again before using. The chart data is for reference only.

SUNLUMIN OPTICS CO.,LTD

2nd Floor, Building D, No.56 Liuhe Road, Tangkeng Community,
Henggang Street, Longgang District, Shenzhen

E
info@sunlumin-optics.com

www.
sunlumin-optics.com