

FAMILY DATASHEET

MAXWELL-12


MAXWELL

50 x 50 mm modular solutions. The most versatile modular product family especially designed for street and area lighting, but also suitable for widerange of other applications

MAXWELL-12

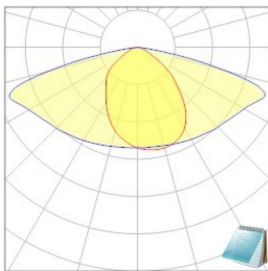
50 x 50 mm 12 lens (2x5+2) arrays optimized for flat 5050 size LED packages.

- Design LED : FLAT 5050 LED packages
- Compatibility : FLAT 5050 LED packages
- Zhaga : N/A
- Material : Optical PC(clear)
- Fasten : Screw
- RoHS : Yes



PRODUCTS:

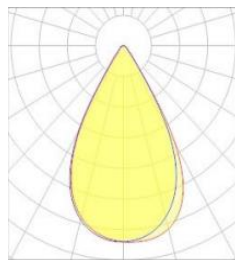
S01.01.02.366
MAXWELL-12-T2M-SC



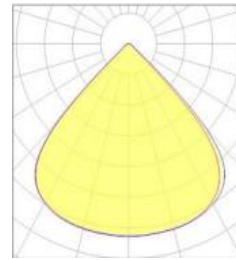
T2M

IESNA Type II-M Cutoff
beam with added house side
backlight.

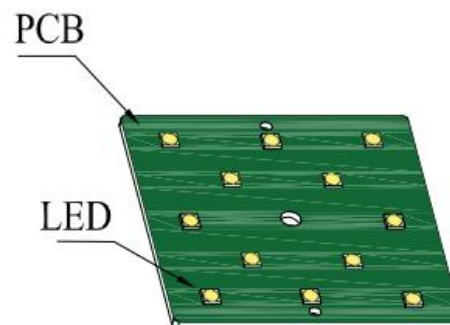
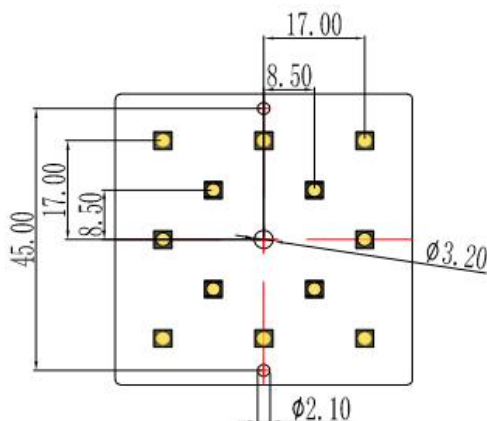
S01.01.01.437
MAXWELL-12-60



S01.01.01.438
MAXWELL-12-90



LED layout



FAMILY DATASHEET

MAXWELL-12

*Notes

- 1.All dimensions are in millimeters
- 2.We recommend LED assembly tolerance of ± 0.1 mm.

Usage and Maintenance:

- 1) If necessary, clean lenses with mild soap, water and soft cloth.
- 2) Never use any commercial cleaning solvents on lenses, like alcohol.
- 3) Please handle lens with wearing gloves, skin oils may damage lens or its optical characteristic.

Notes:

Please test the data again before using. The chart data is for reference only.

SUNLUMIN OPTICS CO.,LTD

2nd Floor, Building D, No.56 Liuhe Road, Tangkeng Community,
Henggang Street, Longgang District, Shenzhen

E
info@sunlumin-optics.com

www.
sunlumin-optics.com