

# FAMILY DATASHEET

## MAXWELL-4\_3535

### MAXWELL

50 x 50 mm modular solutions. The most versatile modular product family especially designed for street and area lighting, but also suitable for widerange of other applications

### MAXWELL-4\_3535

50 x 50 mm 2X2 arrays optimized for 3535 size LED packages.

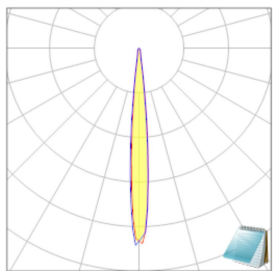
- Design LED : 3535 size LED packages
- Compatibility : 2835/3030
- Beam angle : 10/15/25/50/60/90/T2S/FR01/A50
- Zhaga : Yes
- Material : Optical PC/PMMA(clear)
- Fasten : Screw
- RoHS : Yes



### PRODUCTS:

S01.01.01.284

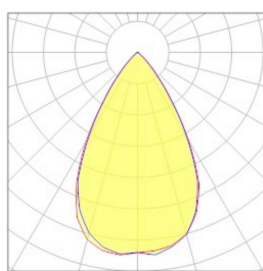
MAXWELL-4-10\_3535



10° (NNN)

S01.01.01.270

MAXWELL-4-60\_3535

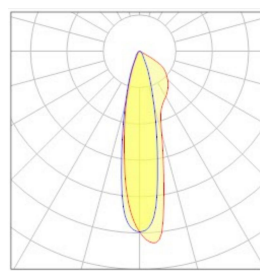


60° (W)

Optimized for Samsung  
LH351B/351D

S01.01.01.251

MAXWELL-4-FR01\_3535

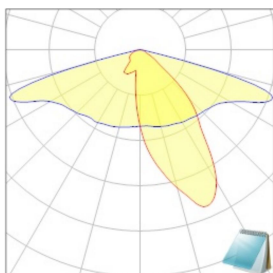


FR01

Designed for floodlighting railway  
tracks according to Russian  
..

S01.01.02.356

MAXWELL-4-T2S-CB\_3535

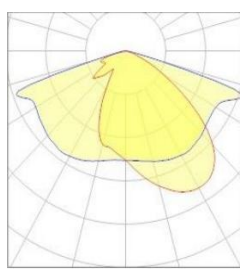


T2S

IESNA Type II-S(CUTOFF)  
beam, minimized house side  
backlight.

S01.01.02.244

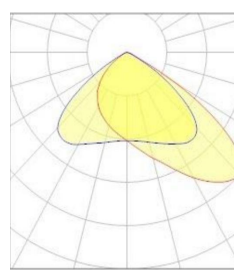
MAXWELL-4-T2S-CE\_3535



T2S

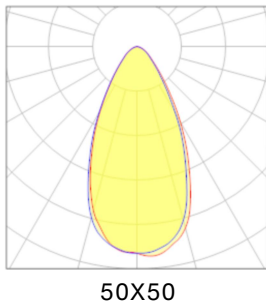
S01.01.02.371

MAXWELL-4-DN\_3535

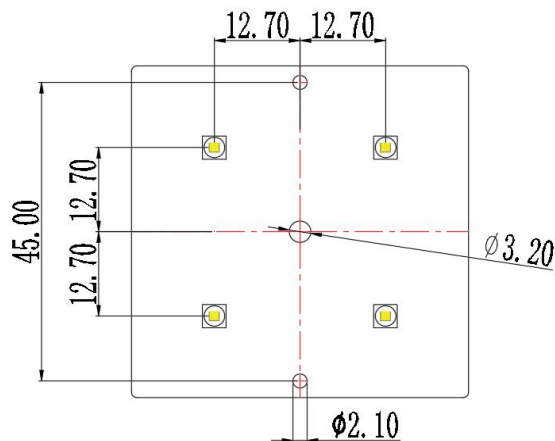
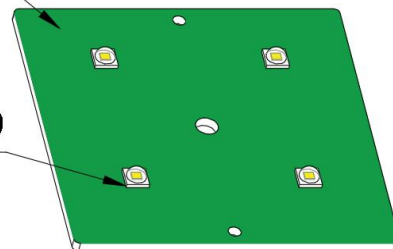


DN

# FAMILY DATASHEET

**MAXWELL-4\_3535**
**S01.01.01.269**
**MAXWELL-4-50X50\_3535**


## LED layout


**PCB**
**LED**


### \*Notes

- 1.All dimensions are in millimeters
- 2.We recommend LED assembly tolerance of  $\pm 0.1$  mm.

## Usage and Maintenance:

- 1) If necessary, clean lenses with mild soap, water and soft cloth.
- 2) Never use any commercial cleaning solvents on lenses, like alcohol.
- 3) Please handle lens with wearing gloves, skin oils may damage lens or its optical characteristic.

# FAMILY DATASHEET

**MAXWELL-4\_3535****Notes:**

Please test the data again before using. The chart data is for reference only.

**SUNLUMIN OPTICS CO.,LTD**

2nd Floor, Building D, No.56 Liuhe Road, Tangkeng Community,  
Henggang Street, Longgang District, Shenzhen

E  
info@sunlumin-optics.com

www.  
sunlumin-optics.com