

DATASHEET

S09.01.01.485_FARADAY-42-90


Street & Area Lighting:

~90° extra wide beam.

FARADAY-42 SERIES, 252 x 70 mm with 42 lens arrays; Reach IP66 with silicone gasket; Design base on flat 5050 size LED package.

General Information

Lens Material	: PC
Size	: 252X70mm
Typ.FWHM	: 90°
Design LED	: LUXEON 5050 Square
Compatibility	: 3030/2835/5050
Typ.Efficiency	: 90%
Fasten	: Screw
IP class	: IP66
Zhaga	: N/A
RoHS	: YES
Color	: Clear



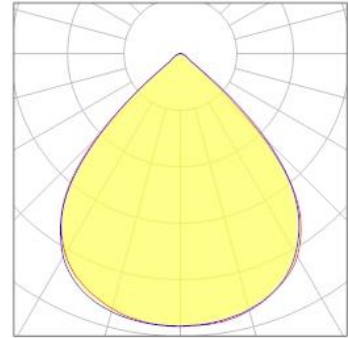
OPTICAL RESULTS

1) PHOTOMETRIC DATA(MEASURED):



LED model	LUXEON 5050 Square
Light colour	White
LEDs/each optic	1
FWHM	H86.9°,V86.9°
FWTM	H102.5°,V103.4°

Required components:

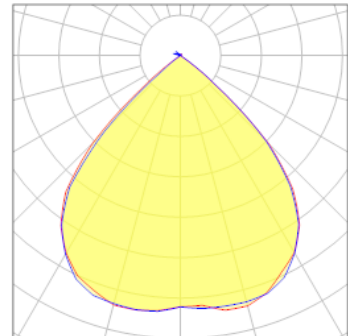


2) PHOTOMETRIC DATA(SIMULATED):



LED model	JR5050B
Light colour	White
LEDs/each optic	1
FWHM	H88.9°,V87.5°
FWTM	H104.3°,V102°

Required components:

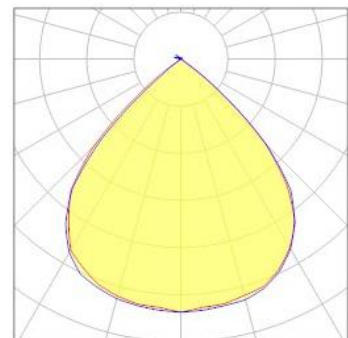


3) PHOTOMETRIC DATA(SIMULATED):




LED model	GW_P9LR35pm
Light colour	White
LEDs/each optic	1
FWHM	H88.9°,V88.1°
FWTM	H105.7°,V103.2°

Required components:

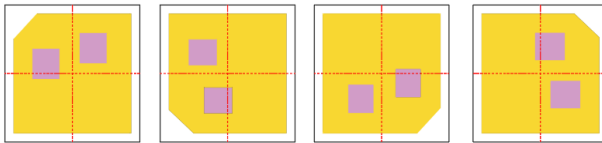


Usage and Maintenance

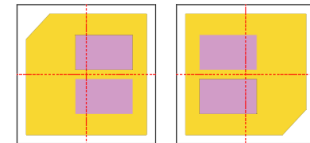
1) Due to varying asymmetric chip locations, especially on mid-power LEDs, the exact source of light is not always located at the centre of the LED packet. SunLumin recommends rotating such LEDs on the PCB in a regular pattern for smoother results.



Sample layout proposal:



Example A



Example B

- 2) If necessary, clean lenses with mild soap, water and soft cloth.
- 3) Never use any commercial cleaning solvents on lenses, like alcohol.
- 4) Please handle lens with wearing gloves, skin oils may damage lens or its optical characteristic.

Disclaimer

When gule pass through holes, columns and other structures, or part of the thin structure, will form a weld line. Please note that flow lines and weld lines on the external surfaces of the lenses are acceptable if the optical performance of the lens is within the specifications.

The typical beam angle will be changed by different color, chip size and chip position tolerance. The typical total beam angle is the full angle measured where the luminous intensity is half of the peak value. The chart data is for reference only. Please test the data again before using.

The appearance and specifications of the product can be changed to improve the quality and/or performance without notice.

SunLumin assumes no liability of any kind for the possible deviation from any provided data or any other damage resulting from the usage of the provided data.

Last update: 18-May-26