

DATASHEET

S01.01.01.134_TESLA-IP-24-60

Street & Area Lighting:

~60° wide beam.

TESLA-IP-24 SERIES: 135X100mm; IP66 with a silicone gasket; 24 lens arrays for 5050 size LED packages.

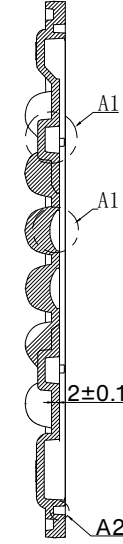
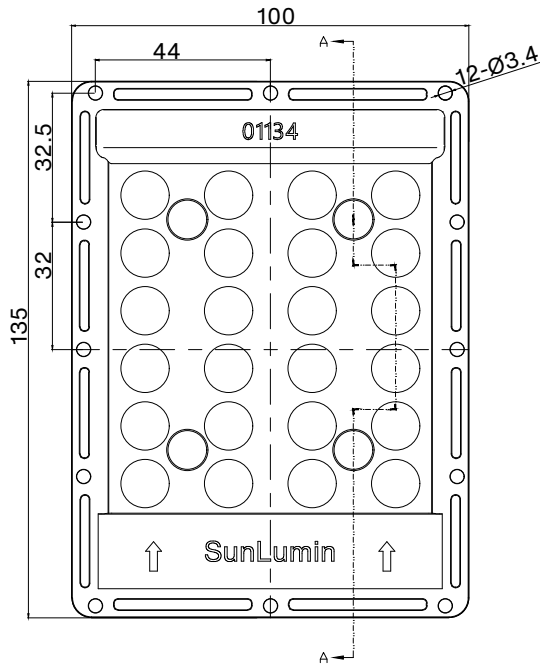
General Information

Lens Material	: PC
Size	: 100X135mm
Typ.FWHM	: 60°
Design LED	: LUXEON 5050 Round
Compatibility	: 3030/2835/5050
Typ.Efficiency	: 93%
Fasten	: Screw
IP class	: IP66
Zhaga	: N/A
RoHS	: YES
Color	: Clear

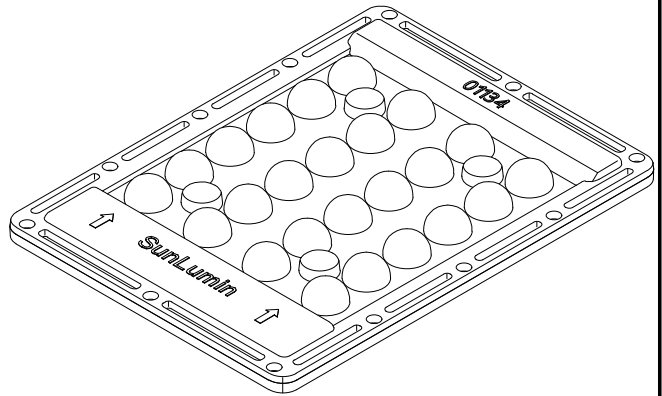
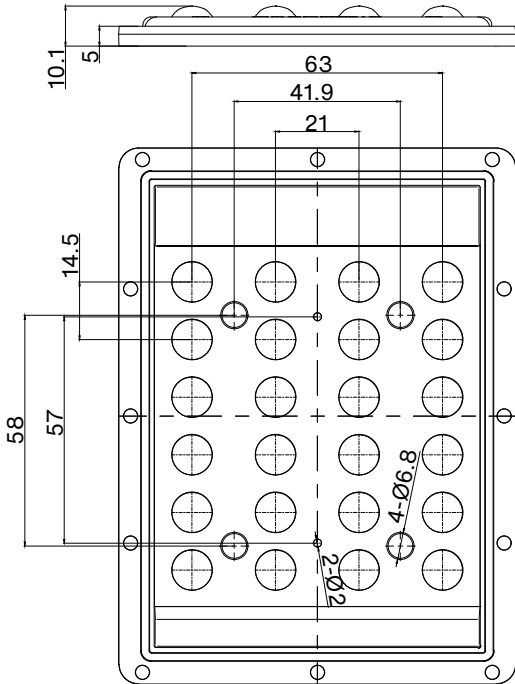


产品图 Product drawing

版本 REV	日期 DATE	变更内容 CHANGE (ITEM)
A1	2026-3-30	A1标记处螺丝孔结构变更/后模光学直径变更/硅胶圈结构变更
A2	2026-6-9	A2标记处硅胶圈结构变更



SECTION A-A



技术要求:

1. 图中有序号尺寸需要重点控制;
2. 产品不得有缺胶、气泡、收缩、黑点等异常;
3. 塑料成型的公差一般按照 GB/T14486 标准, 除非图纸另有说明。
硅胶成型的公差一般按照 ISO 3302-1 中的 M3 级, 除非图纸另有说明。

Technical requirements:

1. The size of the ordered number in the figure needs to be controlled;
2. The product shall not have lack of glue, bubbles, shrinkage, black spots and other abnormalities;
3. Plastic moulding general tolerances according to GB/T14486 and applies if not otherwise shown in the drawing. Silicone moulding general tolerances according to ISO 3302-1 Class M3 and applies if not otherwise shown in the drawing.

序号 serial number	组件名称 Component Name	组件代码 Component code	材质 material	数量 quantity	备注 remark
1	TESLA silicone ring	S02.01.01.046	silicone	1pcs	
产品名称 Item name		S01.01.01.134 TESLA-IP-24-60	产品材质 Product material		PC
图法 View		第三视角	设计 Designed by		YeJingsi
比例 Scale		1:1	审核 Checked by		Eric
单位 Unit		MM	批核 Approved by		Eric

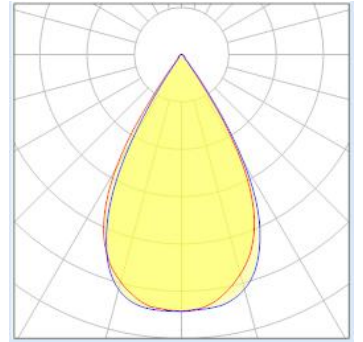
SUNLUMIN OPTICS CO.,LTD

OPTICAL RESULTS

1) PHOTOMETRIC DATA(MEASURED):



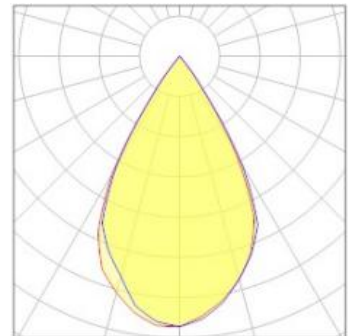
LED model	LUXEON 5050 Round
Light colour	White
LEDs/each optic	1
FWHM	H59.1°,V58°
FWTH	H72.5°,V71.8°
Required components:	



2) PHOTOMETRIC DATA(SIMULATION):



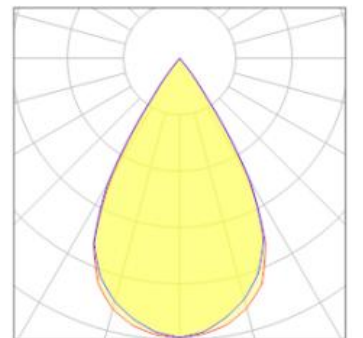
LED model	GW_P9LR35em
Light colour	White
LEDs/each optic	1
FWHM	H58.2°,V58.4°
FWTH	H73.8°,V74.1°
Required components:	



3) PHOTOMETRIC DATA(SIMULATION):




LED model	CREE JR5050 6V
Light colour	White
LEDs/each optic	1
FWHM	H59.4°,V60.4°
FWTM	H73.6°,V74.3°
Required components:	

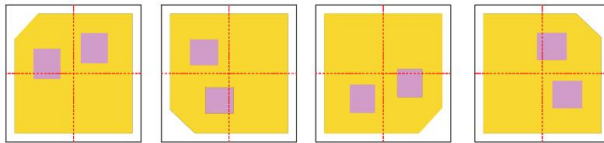


Usage and Maintenance

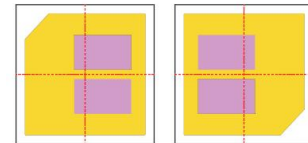
1) Due to varying asymmetric chip locations, especially on mid-power LEDs, the exact source of light is not always located at the centre of the LED packet. SunLumin recommends rotating such LEDs on the PCB in a regular pattern for smoother results.



Sample layout proposal:



Example A



Example B

- 2) If necessary, clean lenses with mild soap, water and soft cloth.
- 3) Never use any commercial cleaning solvents on lenses, like alcohol.
- 4) Please handle lens with wearing gloves, skin oils may damage lens or its optical characteristic.

Disclaimer

When gule pass through holes, columns and other structures, or part of the thin structure, will form a weld line. Please note that flow lines and weld lines on the external surfaces of the lenses are acceptable if the optical performance of the lens is within the specifications.

The typical beam angle will be changed by different color, chip size and chip position tolerance. The typical total beam angle is the full angle measured where the luminous intensity is half of the peak value. The chart data is for reference only. Please test the data again before using.

The appearance and specifications of the product can be changed to improve the quality and/or performance without notice.

SunLumin assumes no liability of any kind for the possible deviation from any provided data or any other damage resulting from the usage of the provided data.

Last update: 9-Jun-26

SUNLUMIN OPTICS CO.,LTD

address:
Shenzhen, Guangdong Province, China

E
info@sunlumin-optics.com

www.
sunlumin-optics.com